


## \* Maple Leaf \*



6 x 6 inch

Gebruikte stoffen:

Unit A	Unit B	Unit C
1 = groen	1 = bruin	1 = ecru
2 = ecru	2 = ecru	2 = bruin
3 = ecru	3 = ecru	3 = rose/rood
4 = groen	4 = bruin	4 = groen
5 = bruin	5 = ecru	
6 = ecru		

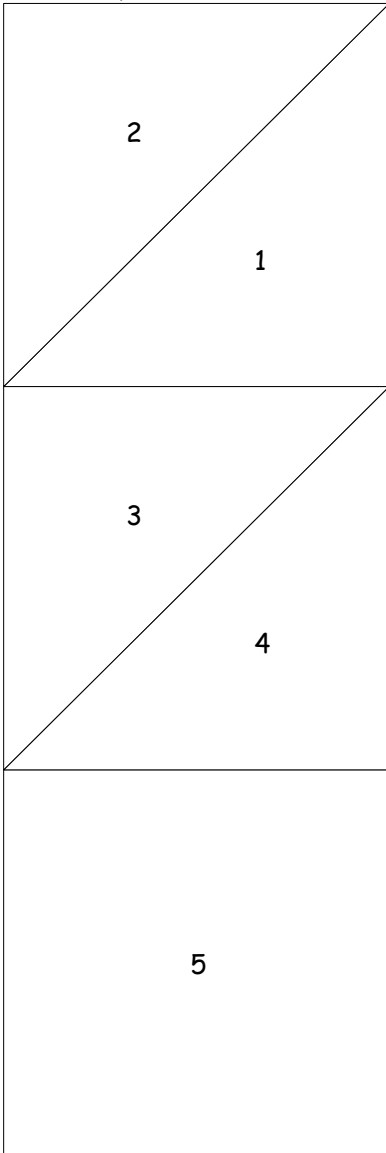
Naai de 3 units aan elkaar en strijk de naden open.

test  
1 x 1 inch




# Maple Leaf

Maple Leaf Unit: B



Maple Leaf Unit: C



Maple Leaf Unit: A

