


* Mosaic *



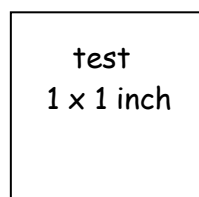
6 x 6 inch

Gebruikte stoffen:

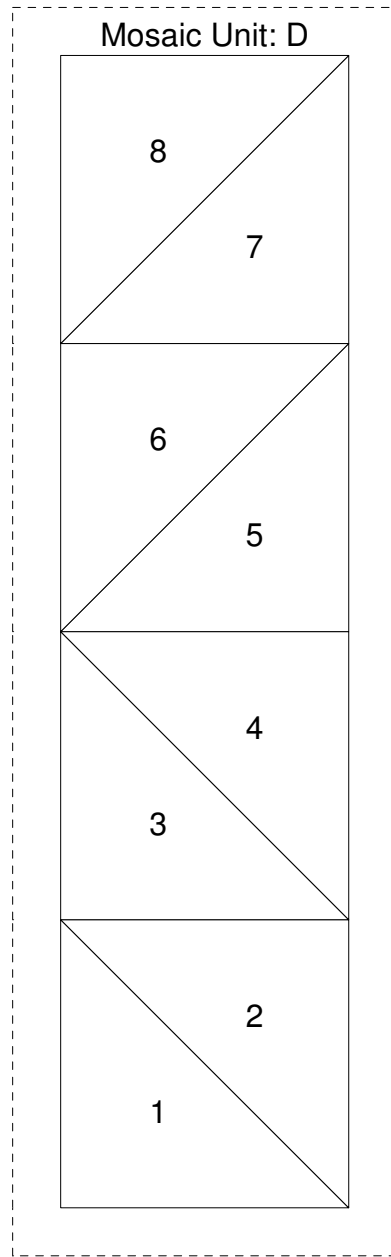
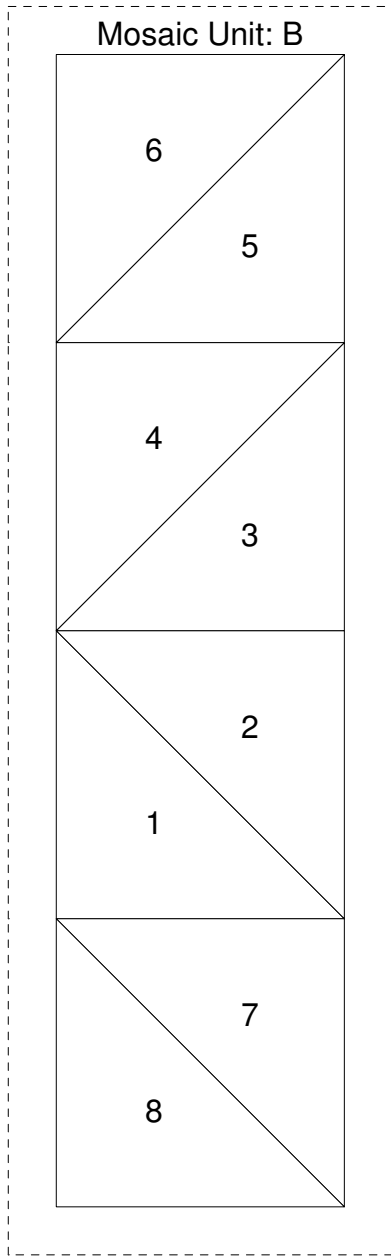
Unit A	Unit B	Unit C	Unit D
1 = rood	1 = ecru	1 = teal	1 = ecru
2 = ecru	2 = teal	2 = teal	2 = teal
3 = ecru	3 = teal	3 = ecru	3 = teal
4 = teal	4 = ecru	4 = rood	4 = ecru
5 = teal	5 = rood	5 = ecru	5 = rood
6 = ecru	6 = ecru	6 = teal	6 = teal
7 = rood	7 = rood	7 = teal	7 = teal
8 = ecru	8 = ecru	8 = ecru	8 = ecru

Tip: leg na het maken van de verschillende units deze op de juiste volgorde (zie bovenstaande kleurenafbeelding).

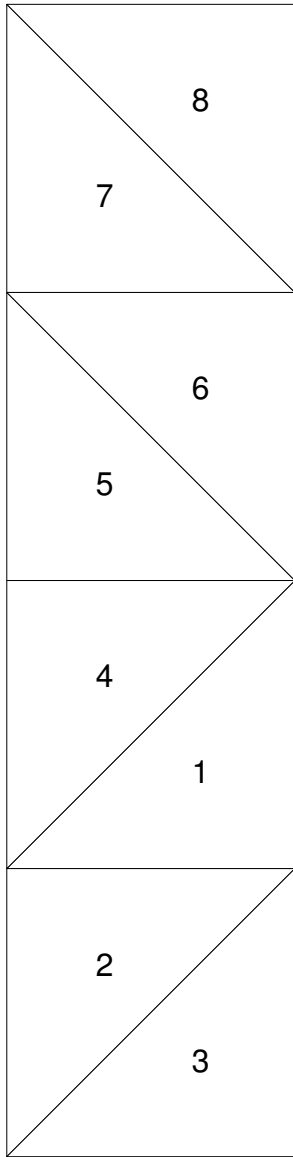
Naai unit B en D aan elkaar en strijk de naad open. Naai unit C en A aan elkaar en strijk de naad open. Naai deze 2 units aan elkaar en strijk de naad open.



Mosaic



Mosaic Unit: C



Mosaic Unit: A

