


* Rolling Squares *



6 x 6 inch

Gebruikte stoffen:

Unit A + B + C + D	Unit E + F + G	Unit H
1 = rose/rood	1 = ecru	1 = ecru
2 = ecru	2 = rose/rood	2 = rose/rood
3 = ecru	3 = ecru	3 = ecru
4 = ecru	4 = grijs	4 = grijs
5 = ecru		5 = zwart multi

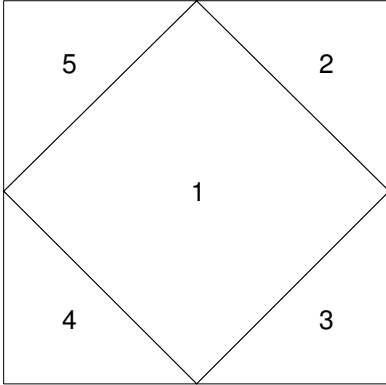
Naai unit F en H aan elkaar en strijk de naad open. Naai unit B, G en D aan elkaar en strijk de naad open. Naai unit A, E en C aan elkaar en strijk de naad open. Naai deze 3 units aan elkaar en strijk de naad open.

test
1 x 1 inch

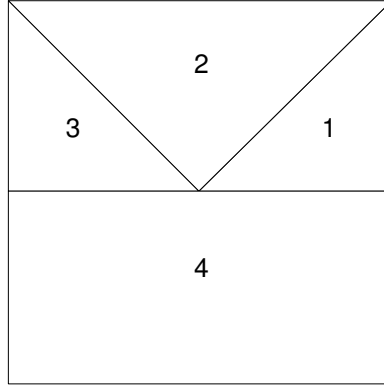


Rolling Squares

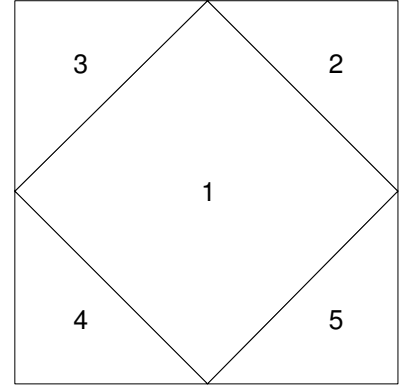
Rolling Squares Unit: B



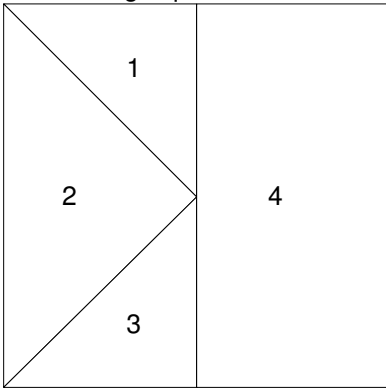
Rolling Squares Unit: F




Rolling Squares Unit: A



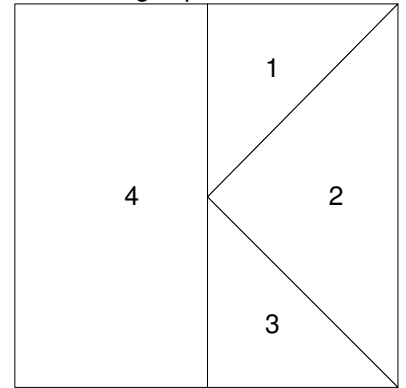
Rolling Squares Unit: G



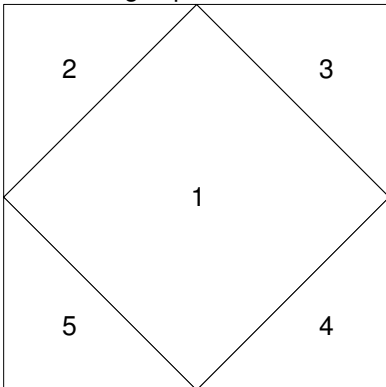
Rolling Squares Unit: H



Rolling Squares Unit: E



Rolling Squares Unit: D



Rolling Squares Unit: C

